

Hands All Around Quilt Guild of Central Illinois

Newsletter

JANUARY 2021



PRESIDENT'S MESSAGE

Happy New Year Everyone!!

I hope you had a good Christmas. It sure was a different Christmas, just like this whole year has been. But we have the New Year to look forward to with the vaccine, less restrictions of our social gatherings, and hope of things getting back to 'normal'. Winter has finally arrived and with that comes longer days, more sunshine, and the knowledge that spring is not too far off.

Our winner of the gorgeous raffle quilt was **Connie Borth!! Congratulations, Connie!** The member who sold the most tickets was Stormy Dawn Helton and the second most was Kristin Johnson. Thank you, ladies for all the tickets you sold! And thank you to all the members in the guild who sold tickets. We really needed your support this year for the guild.

Speaking of help, we are still looking for two volunteers for the nominating committee. Please consider volunteering for this one afternoon in January to select a vice president and secretary for next year. Or better yet, call and volunteer to become one of the officers! We are a volunteer organization and could use your help. If you would be willing to serve on the nominating committee, please contact Stormy Helton or myself.

Our next Zoom meeting will be **Thursday, January 7th, at 7:00 pm**. We will open the meeting at 6:30 pm to get everyone connected on time. If you have pictures of your quilts for Show and Tell, please send them to Stormy no later than **Monday, January 4th, 2021**. That will give Stormy time to put them into a gallery for the slide show. I am looking forward to seeing all the quilts that you have created during this Holiday Season.

The membership committee is putting together a list of members. It will be sent with the February newsletter for you to print out. To save money, we are not having a directory printed this year.

For January, we have an interesting speaker, Rose Parr, whose topic is [Sew Smart – The Ergonomics of Healthy Quilting](#). Maybe she will have some suggestions of how I can arrange my sewing area, my stash or cutting table?? I could use some help in these areas.

I want to wish all of you a Healthy and Happy 2021!

Season's Greetings,

Sharon Rhoda

President

Happy Holidays!

PROGRAMS

Do you make New Year's Resolutions?

This might be the year you examine your quilting environment to make some changes.

Our January 7, 2021 presenter, via Zoom, will be Rose Parr from Guelph, Ontario, (I can spell it, but don't ask me to pronounce it!). She holds professional certificates in Nutrition, Ergonomics, Personal Training and Wellness. The ergonomics of healthy quilting is her specialty. Suggestions to change your sewing area or practices are based on research and not an anecdote on what worked for her. A quote from her website <https://www.healthyquilting.com>: "Quilting shouldn't be a pain in the neck!"

Looking ahead:

On February 4, 2021, Lori Dickman from the Rockford area will present "Landscape and Art Quilts" via zoom. Check out her website: quiltingwithlori.com. There are some openings in her class, "Landscape and Art Quilts" on Saturday, February 6. Contact Pam Riss if you are interested.

Be sure to check out the free Mystery Quilt classes that Lori will be offering in January! Additional information follows this article.

On March 4, Beth Helfter from Pepperell, MA will present, via Zoom, "Oompah! Accordion Sewn HST's". You might enjoy her tutorials on YouTube as well as her website: evapaigequilts.com.

Ary Anderson

Programs



LORI DICKMAN 2021 MYSTERY QUILT CLASSES

"Reigning Hearts" Pattern
©Designs by Lori Dickman

The Mystery Quilt Pattern uses my fast and fun scrap quilt techniques to use up your own scrap stash! This 68" x 68" Reigning Hearts Quilt Design will make the perfect addition to your home just in time for Valentine's Day!

You will learn to make the Solomon's Puzzle Block and a unique scrappy heart block! The Border is a fabulous Drunkard's Path design to accent your Reigning Hearts quilt!

Join in on the fun!

Register for the free classes today!

You can register at <https://quiltingwithlori.com/store/Free-Zoom-MYSTERY-Quilt-Classes-Reigning-Hearts-p274700783>



1	Ann Bevans	9	Mary Wilkins	22	Rachel Martinez
2	Kathy Hatch	12	Connie Borth	23	Lynne Conder
4	Carol Lou Eisenhardt		Nancy Powell	24	Dee Winterland
6	Gwynne Bettisch	16	Edna Chancellor	26	Nancy Switzer
7	Ruth Pfaffman	19	Joann Briggs	30	Ruth Milts
8	Bev Elder		Viv Browning		
	Darlene Keegan	21	Nancy Schauf		


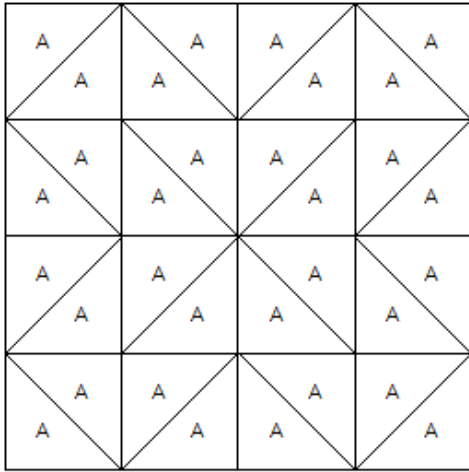


*MY HAPPY NEW YEAR WISH FOR YOU,
IS FOR YOUR BEST YEAR YET,
A YEAR WHERE LIFE IS PEACEFUL,
AND WHAT YOU WANT, YOU GET,
A YEAR IN WHICH YOU CHERISH,
THE PAST YEAR'S MEMORIES,
FULL OF BRIGHT EXPECTANCIES,
I WISH FOR YOU A HOLIDAY,
WITH HAPPINESS GALORE,
AND WHEN IT'S DONE, I WISH YOU,
HAPPY NEW YEAR, AND MANY MORE.*

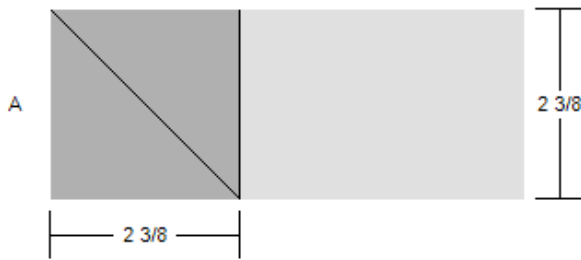
January Block 1

6-inch finished block cutting instructions

Key Block (41/100 actual size)



Cutting Diagrams

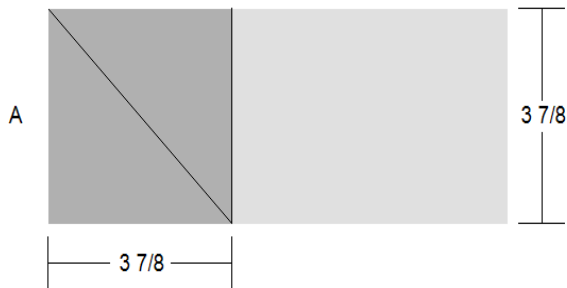


Patch Count



12-inch finished block cutting instructions

Cutting Diagrams

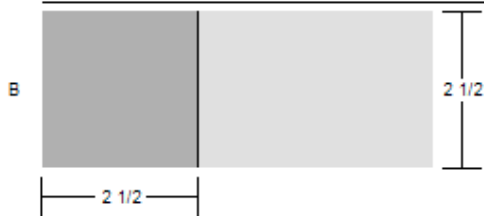
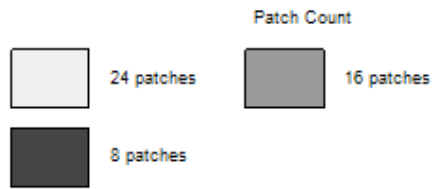
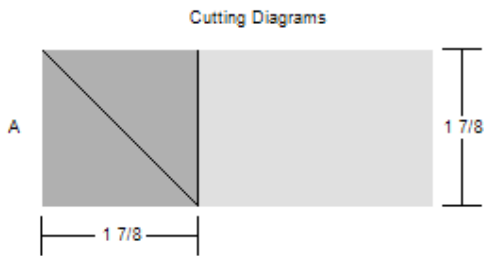

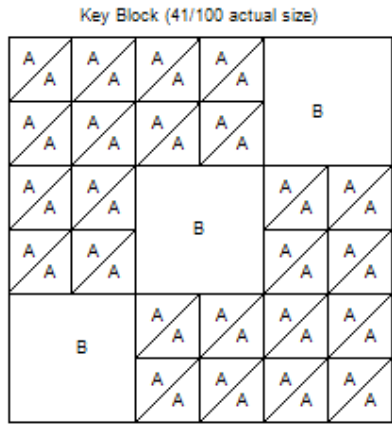


Patch Count



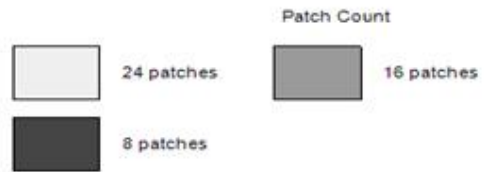
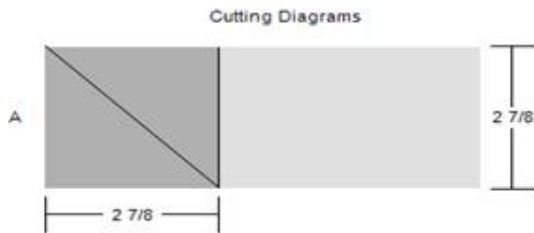


For 6-inch blocks, each HST unit will be 2 inches UNFINISHED
For 12-inch blocks, each HST unit will be 3.5 inches UNFINISHED

January Block 2
6 inch block cutting instructions



12 inch finished block cutting instructions



For 6 inch block, each HST unit will be 1.5 inches UNFINISHED
For 12 inch block, each HST unit will be 2.5 inches UNFINISHED