

HANDS ALL AROUND QUILT GUILD

March 2023

Show and Tell






Block of the Month



Ruby Challenge

Show & Tell











Mary put the
leftovers on
the back







































The following slides are from the
'Diamonds are a Girl's Best Friend'
presented by
Krista Moser.





















































































The following slides are from
Krista Moser's workshops.
































12. Arrange your large triangles and four small triangles in rows. Each row has 2 large triangles and 2 small triangles. Sew the units together, one on each side. Press the seam between each unit together, and press that seam open before adding the next unit.

13. Once the rows are complete, join the rows together with long horizontal seams, pressing those seams open. Stay 1/4" in from the outer edge all the way around the quilt top to secure bias edge before quilting.



